


**(D)(a) Statement showing Shareholding Pattern**

Name of the Company: Servalakshmi Paper Limited			
Scrip Code, Name of the scrip, class of security: SERVALL, Equity			
Quarter ended:			
Partly paid-up shares:-	No. of partly paid-up shares	As a % of total no. of partly paid-up Shares	As a % of total no. of shares of the company
Held by promoter/promoter group	NA	NA	NA
Held by public	NA	NA	NA
<b>Total</b>	NA	NA	NA
Outstanding convertible securities:-	No. of outstanding securities	As a % of total no. of outstanding convertible securities	As a % of total no. of shares of the company, assuming full conversion of the convertible securities
Held by promoter/promoter group	NA	NA	NA
Held by public	NA	NA	NA
<b>Total</b>	NA	NA	NA
Warrants:-	No. of warrants	As a % of total no. of warrants	As a % of total no. of shares of the company, assuming full conversion of Warrants
Held by promoter/promoter group	NA	NA	NA
Held by public	NA	NA	NA
<b>Total</b>	NA	NA	NA
<b>Total paid-up capital of the company, assuming full conversion of warrants and convertible securities</b>			




*(Signature)*


Category code	Category of shareholder	Number of shareholders	Total number of shares	Number of shares held in dematerialized form	Total shareholding as a percentage of total number of shares		Shares Pledged or otherwise encumbered	
					As a percentage of (A+B) <sup>1</sup>	As a percentage of (A+B+C)	Number of Shares	As a percentage (IX) = (VIII) / (IV) * 100
(I)	(II)	(III)	(IV)	(V)	(VI)	(VII)	(VIII)	(IX)
(A)	Promoter and Promoter Group <sup>2</sup>							
(I)	Indian							
(a)	Individuals/Hindu Undivided Family	5	3951588	3951588	9.1655	9.1655	0	0.0000
(b)	Central Government/State Government(s)	0	0	0	0.0000	0.0000	0	0.0000
(c)	Bodies Corporate	4	18472412	18472412	42.8458	42.8458	0	0.0000
(d)	Financial Institutions/Banks	0	0	0	0.0000	0.0000	0	0.0000
(e)	Any Other (specify)	0	0	0	0.0000	0.0000	0	0.0000
	<b>Sub-Total (A)(I)</b>	<b>9</b>	<b>22424000</b>	<b>22424000</b>	<b>52.0114</b>	<b>52.0114</b>	<b>0</b>	<b>0.0000</b>

<sup>1</sup> For determining public shareholding for the purpose of Clause 40A.

<sup>2</sup> For definitions of "Promoter" and "Promoter Group", refer to Clause 40A.



Category code	Category of shareholder	Number of shareholders	Total number of shares	Number of shares held in dematerialized form	Total shareholding as a percentage of total number of shares		Shares Pledged or otherwise encumbered	
					As a percentage of (A+B) <sup>1</sup>	As a percentage of (A+B+C)	Number of Shares	As a percentage (IX) = (VIII) / (IV) * 100
(I)	(II)	(III)	(IV)	(V)	(VI)	(VII)	(VIII)	(IX)
(2)	Foreign							
(a)	Individuals (Non-Resident Individuals/ Foreign Individuals)	0	0	0	0.0000	0.0000	0	0.0000
(b)	Bodies Corporate	0	0	0	0.0000	0.0000	0	0.0000
(c)	Institutions	0	0	0	0.0000	0.0000	0	0.0000
(d)	Qualified Foreign Investor	0	0	0	0.0000	0.0000	0	0.0000
(e)	Any Other (specify)	0	0	0	0.0000	0.0000	0	0.0000
	Sub-Total (A)(2)	0	0	0	0.0000	0.0000	0	0.0000
	Total Shareholding of Promoter and Promoter Group (A)= (A)(1)+(A)(2)	9	22424000	22424000	52.0114	52.0114	0	0.0000






*[Handwritten Signature]*

Category code	Category of shareholder	Number of shareholders	Total number of shares	Number of shares held in dematerialized form	Total shareholding as a percentage of total number of shares		Shares Pledged or otherwise encumbered	
					As a percentage of (A+B) <sup>1</sup>	As a percentage of (A+B+C)	Number of Shares	As a percentage (IX) = (VIII) / (IV) * 100
(I)	(II)	(III)	(IV)	(V)	(VI)	(VII)	(VIII)	(IX)
(B)	Public shareholding <sup>3</sup>							
(1)	Institutions							
(a)	Mutual Funds/UTI	0	0	0	0.0000	0.0000	0	0.0000
(b)	Financial Institutions/Banks	0	0	0	0.0000	0.0000	0	0.0000
(c)	Central Government/State Government(s)	0	0	0	0.0000	0.0000	0	0.0000
(d)	Venture Capital Funds	0	0	0	0.0000	0.0000	0	0.0000
(e)	Insurance Companies	0	0	0	0.0000	0.0000	0	0.0000
(f)	Foreign Institutional Investors	0	0	0	0.0000	0.0000	0	0.0000
(g)	Foreign Venture Capital Investors	0	0	0	0.0000	0.0000	0	0.0000


<sup>3</sup> For definitions of "Public Shareholding", refer to Clause 40A.

Category code	Category of shareholder	Number of shareholders	Total number of shares	Number of shares held in dematerialized form	Total shareholding as a percentage of total number of shares		Shares Pledged or otherwise encumbered	
					As a percentage of (A+B) <sup>1</sup>	As a percentage of (A+B+C)	Number of Shares	As a percentage (IX) = (VIII) / (IV) * 100
(I)	(II)	(III)	(IV)	(V)	(VI)	(VII)	(VIII)	(IX)
(h)	Qualified Foreign Investor	0	0	0	0.0000	0.0000	0	0.0000
(h)	Any Other (specify)	0	0	0	0.0000	0.0000	0	0.0000
(2)	Sub-Total (B)(1)	0	0	0	0.0000	0.0000	0	0.0000
(a)	Non-institutions							
(a)	Bodies Corporate	227	7877558	7877558	18.2716	18.2716	0	0.0000
(b)	Individuals -							
	i. Individual shareholders holding nominal share capital up to Rs. 1 lakh.	6965	4762768	4762758	11.0470	11.0470	0	0.0000
	ii. Individual shareholders holding nominal share capital in excess of Rs. 1 lakh.	104	7552675	7552675	17.5181	17.5181	0	0.0000



*(Handwritten signature)*

Category code	Category of shareholder	Number of shareholders	Total number of shares	Number of shares held in dematerialized form	Total shareholding as a percentage of total number of shares			Shares Pledged or otherwise encumbered	
					As a percentage of (A+B) <sup>1</sup>	As a percentage of (A+B+C)	Number of Shares	As a percentage (IX) = (VIII) / (IV) * 100	
(I)	(II)	(III)	(IV)	(V)	(VI)	(VII)	(VIII)	(IX)	
(c)	Qualified Foreign Investor	0	0	0	0.0000	0.0000	0	0.0000	
(d)	Any Other								
	Clearing Member	93	314192	314192	0.7288	0.7288	0	0.0000	
	Market Maker	0	0	0	0.0000	0.0000	0	0.0000	
	Office Bearers	0	0	0	0.0000	0.0000	0	0.0000	
	Foreign Nationals								
	NRI (REPAT)	28	167908	167908	0.3895	0.3895	0	0.0000	
	NRI (NON REPAT)	14	14555	14555	0.0338	0.0338	0	0.0000	
	Sub-Total (B)(2)	7431	20689656	20689646	47.9886	47.9886	0	0.0000	
	Total Public Shareholding (B)= (B)(1)+(B)(2)	7431	20689656	20689646	47.9886	47.9886	N.A	N.A	
	TOTAL (A)+(B)	7440	43113656	43113646	100.0000	100.0000		0.0000	



Category code	Category of shareholder	Number of shareholders	Total number of shares	Number of shares held in dematerialized form	Total shareholding as a percentage of total number of shares		Shares Pledged or otherwise encumbered	
					As a percentage of (A+B) <sup>1</sup>	As a percentage of (A+B+C)	Number of Shares	As a percentage
(I)	(II)	(III)	(IV)	(V)	(VI)	(VII)	(VIII)	(IX) = (VIII) / (IV) * 100
(C)	Shares held by Custodians and against which Depository Receipts have been issued							
(1)	Promoter and Promoter Group	0	0	0	0.0000	0.0000	0	0.0000
(2)	Public							
	<b>GRAND TOTAL (A)+(B)+(C)</b>	<b>7440</b>	<b>43113656</b>	<b>43113646</b>	<b>100.0000</b>	<b>100.0000</b>	<b>0</b>	<b>0.0000</b>

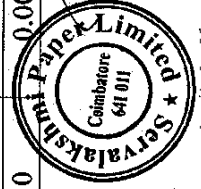
NA – Not applicable



*[Handwritten signature]*

(I)(b) Statement showing holding of securities (including shares, warrants, convertible securities) of persons belonging to the category "Promoter and Promoter Group"

Sr. No.	Name of the shareholder	Details of Shares held		Encumbered shares (*)			Details of warrants		Details of convertible securities		Total shares (including underlying shares assuming full conversion of warrants and convertible securities) as a % of diluted share capital
		No. of Shares held	As a % of grand total (A) + (B) + (C)	No.	As a percentage	As a % of grand total (A) + (B) + (C) of sub-clause (D)(a)	Number of warrants held	As a % total number of warrants of the same class	Number of convertible securities held	As a % total number of convertible securities of the same class	
(I)	(II)	(III)	(IV)	(V)	(VI) = (V) / (III) * 100	(VII)	(VIII)	(IX)	(X)	(XI)	(XII)
1.	Servalakshmi Paper & Boards Pvt. Ltd.	8237246	19.11	0	0.00	0.00	0	0.00	0	0.00	0.00
2.	Danalakshmi Paper Mills Pvt. Ltd.	5346056	12.40	0	0.00	0.00	0	0.00	0	0.00	0.00
3.	Servall Engineering Works Pvt. Ltd.	4835030	11.21	0	0.00	0.00	0	0.00	0	0.00	0.00
4.	R. Jeevanlatha	1274588	2.96	0	0.00	0.00	0	0.00	0	0.00	0.00
5.	R. Ramswamy	1097000	2.54	0	0.00	0.00	0	0.00	0	0.00	0.00
6.	Y. Shivaram Prasad	600000	1.39	0	0.00	0.00	0	0.00	0	0.00	0.00
7.	Nirupa Sriramulu	540000	1.25	0	0.00	0.00	0	0.00	0	0.00	0.00
8.	Shobana S Prasad	440000	1.02	0	0.00	0.00	0	0.00	0	0.00	0.00






9.	Techno Spin Pvt. Ltd.	54080	0.13	0	0.00	0.00	0	0.00	0	0.00	0.00	0.00
	<b>TOTAL</b>	<b>22424000</b>	<b>52.01</b>	<b>0</b>	<b>0.00</b>	<b>0.00</b>	<b>0</b>	<b>0.00</b>	<b>0</b>	<b>0.00</b>	<b>0.00</b>	<b>0.00</b>

(\* The term "encumbrance" has the same meaning as assigned to it in regulation 28(3) of the SAST Regulations, 2011.

**(D)(c)(i) Statement showing holding of securities (including shares, warrants, convertible securities) of persons belonging to the category "Public" and holding more than 1% of the total number of shares**

Sr. No.	Name of the shareholder	Number of shares held	Shares as a percentage of total number of shares {i.e., Grand Total (A)+(B)+(C) Statement at para (D)(a) above}	Details of warrants		Details of convertible securities		Total shares (including underlying shares assuming full conversion of warrants and convertible securities) as a % of diluted share capital
				Number of warrants held	As a % total number of warrants of the same class	Number of convertible securities held	% w.r.t total number of convertible securities of the same class	
1.	ICL Securities Limited	1693783	3.93	0	0.00	0	0.00	0.00
2.	Goyal D.N.	1181000	2.74	0	0.00	0	0.00	0.00
3.	Bannari Amman Exports Limited	1015877	2.36	0	0.00	0	0.00	0.00
4.	Yashi Industries Private Limited	821231	1.90	0	0.00	0	0.00	0.00
5.	Arun Selvaraj	760000	1.76	0	0.00	0	0.00	0.00
6.	Purushottam C Mandhana	714082	1.66	0	0.00	0	0.00	0.00
7.	Sai Reddy Patilolu	571716	1.33	0	0.00	0	0.00	0.00
8.	Bannari Amman Sugars Limited	507938	1.18	0	0.00	0	0.00	0.00
	<b>TOTAL</b>	<b>7265627</b>	<b>16.85</b>	<b>0</b>	<b>0.00</b>	<b>0</b>	<b>0.00</b>	<b>0.00</b>



**(1)(c)(ii) Statement showing holding of securities (including shares, warrants, convertible securities) of persons (together with PAC) belonging to the category "Public" and holding more than 5% of the total number of shares of the company**

Sr. No.	Name(s) of the shareholder(s) and the Persons Acting in Concert (PAC) with them	Number of shares	Shares as a percentage of total number of shares {i.e., Grand Total (A)+(B)+(C) indicated in Statement at para (D)(a) above}	Details of warrants		Details of convertible securities		Total shares (including underlying shares assuming full conversion of warrants and convertible securities) as a % of diluted share capital
				Number of warrants held	As a % total number of warrants of the same class	Number of convertible securities held	% w.r.t total number of convertible securities of the same class	
1.								
2.								
<b>TOTAL</b>								

**(1)(d) Statement showing details of locked-in shares**

Sr. No.	Name of the shareholder	Number of locked-in shares	Locked-in shares as a percentage of total number of shares {i.e., Grand Total (A)+(B)+(C) indicated in Statement at para (D)(a) above}
1.	R. Ramswamy	1097000	2.5444
2.	Servalakshmi Paper and Boards Private Limited	4051623	9.3975
3.	Servall Engineering Works Private Limited	3474109	8.0580
<b>TOTAL</b>		<b>8622732</b>	<b>20.0000</b>




*(Handwritten signature)*

(II)(a) Statement showing details of Depository Receipts (DRs)

Sr. No.	Type of outstanding DR (ADRs, GDRs, SDRs, etc.)	Number of outstanding DRs	Number of shares underlying outstanding DRs	Shares underlying outstanding DRs as a percentage of total number of shares {i.e., Grand Total (A)+(B)+(C) indicated in Statement at para (I)(a) above}
1.				
2.				
<b>TOTAL</b>				

(II)(b) Statement showing holding of Depository Receipts (DRs), where underlying shares held by 'promoter/promoter group' are in excess of 1% of the total number of shares

Sr. No.	Name of the DR Holder	Type of outstanding DR (ADRs, GDRs, SDRs, etc.)	Number of shares underlying outstanding DRs	Shares underlying outstanding DRs as a percentage of total number of shares {i.e., Grand Total (A)+(B)+(C) indicated in Statement at para (I)(a) above}
1.				
2.				
<b>TOTAL</b>				




**(III) (a) Statement showing the voting pattern of shareholders, if more than one class of shares/securities is issued by the issuer.**  
 (Give description of voting rights for each class of security.)

Class X:

Class Y:

Class Z: )

Category code	Category of shareholder	Number of Voting Rights held in each class of securities			Total Voting Rights (III+IV+V)	Total Voting Rights i.e. (VI)	
		Class X	Class Y	Class Z		As a percentage of (A+B)	As a percentage of (A+B+C)
(I)	(II)	(III)	(IV)	(V)	(VI)	(VII)	(VIII)
(A)	Promoter and Promoter Group						
(1)	Indian						
(a)	Individuals/ Hindu Undivided Family						
(b)	Central Government/ State Government(s)						
(c)	Bodies Corporate						
(d)	Financial Institutions/ Banks						
(e)	Any Other (specify)						
	Sub-Total (A)(1)						
(2)	Foreign						
(a)	Individuals (Non-Resident Individuals/ Foreign Individuals)						
(b)	Bodies Corporate						
(c)	Institutions						
(d)	Any Other (specify)						
	Sub-Total (A)(2)						
	Total Shareholding of Promoter and Promoter Group (A)= (A)(1)+(A)(2)						



*(Handwritten signature)*

