


(I)(a) **Statement showing Shareholding Pattern**

<b>Name of the Company: SERVALAKSHMI PAPER LIMITED</b>			
<b>Scrip Code, Name of the scrip, class of security: 533401, SPL, EQUITY</b>			
<b>Quarter ended: 31<sup>st</sup> March 2013</b>			
<b>Partly paid-up shares:-</b>	<b>No. of partly paid-up shares</b>	<b>As a % of total no. of partly paid-up Shares</b>	<b>As a % of total no. of shares of the company</b>
Held by promoter/promoter group	0	0.0000	0.0000
Held by public	0	0.0000	0.0000
<b>Total</b>	0	0.0000	0.0000
<b>Outstanding convertible securities:-</b>	<b>No. of outstanding securities</b>	<b>As a % of total no. of outstanding convertible securities</b>	<b>As a % of total no. of shares of the company, assuming full conversion of the convertible securities</b>
Held by promoter/promoter group	0	0.0000	0.0000
Held by public	0	0.0000	0.0000
<b>Total</b>	0	0.0000	0.0000
<b>Warrants:-</b>	<b>No. of warrants</b>	<b>As a % of total no. of warrants</b>	<b>As a % of total no. of shares of the company, assuming full conversion of Warrants</b>
Held by promoter/promoter group	0	0.0000	0.0000
Held by public	0	0.0000	0.0000
<b>Total</b>	0	0.0000	0.0000
<b>Total paid-up capital of the company, assuming full conversion of warrants and convertible securities</b>			



Category code	Category of shareholder	Number of shareholders	Total number of shares	Number of shares held in dematerialized form	Total shareholding as a percentage of total number of shares		Shares Pledged or otherwise encumbered	
					As a percentage of (A+B) <sup>1</sup>	As a percentage of (A+B+C)	Number of Shares	As a percentage (IX) = (VIII) / (IV) * 100
(I)	(II)	(III)	(IV)	(V)	(VI)	(VII)	(VIII)	(IX) = (VIII) / (IV) * 100
<b>(A)</b>	<b>Promoter and Promoter Group<sup>2</sup></b>							
<b>(1)</b>	<b>Indian</b>							
(a)	Individuals/ Hindu Undivided Family	5	3951588	3951588	9.1655	9.1655	0	0.0000
(b)	Central Government/ State Government(s)	0	0	0	0.0000	0.0000	0	0.0000
(c)	Bodies Corporate	4	18472412	18472412	42.8458	42.8458	0	0.0000
(d)	Financial Institutions/ Banks	0	0	0	0.0000	0.0000	0	0.0000
(e)	Any Other (specify)	0	0	0	0.0000	0.0000	0	0.0000
	<b>Sub-Total (A)(1)</b>	9	22424000	22424000	52.0114	52.0114	0	0.0000
<b>(2)</b>	<b>Foreign</b>							
(a)	Individuals (Non-Resident Individuals/ Foreign Individuals)	0	0	0	0.0000	0.0000	0	0.0000
(b)	Bodies Corporate	0	0	0	0.0000	0.0000	0	0.0000
(c)	Institutions	0	0	0	0.0000	0.0000	0	0.0000
(d)	Qualified Foreign Investor	0	0	0	0.0000	0.0000	0	0.0000
(e)	Any Other (specify)	0	0	0	0.0000	0.0000	0	0.0000
	<b>Sub-Total (A)(2)</b>	0	0	0	0.0000	0.0000	0	0.0000

<sup>1</sup> For determining public shareholding for the purpose of Clause 40A.


<sup>2</sup> For definitions of "Promoter" and "Promoter Group", refer to Clause 40A.



*[Handwritten signature]*


Category code	Category of shareholder	Number of shareholders	Total number of shares	Number of shares held in dematerialized form	Total shareholding as a percentage of total number of shares		Shares Pledged or otherwise encumbered	
					As a percentage of (A+B) <sup>1</sup>	As a percentage of (A+B+C)	Number of Shares	As a percentage (IX) = (VIII) / (IV) * 100
(I)	(II)	(III)	(IV)	(V)	(VI)	(VII)	(VIII)	(IX)
	<b>Total Shareholding of Promoter and Promoter Group (A) = (A)(1)+(A)(2)</b>	9	22424000	22424000	52.0114	52.0114	0	0.0000
<b>(B)</b>	<b>Public shareholding<sup>3</sup></b>						N.A	N.A
<b>(1)</b>	<b>Institutions</b>						N.A	N.A
(a)	Mutual Funds/UTI	0	0	0	0.0000	0.0000	0	0.0000
(b)	Financial Institutions/Banks	0	0	0	0.0000	0.0000	0	0.0000
(c)	Central Government/State Government(s)	0	0	0	0.0000	0.0000	0	0.0000
(d)	Venture Capital Funds	0	0	0	0.0000	0.0000	0	0.0000
(e)	Insurance Companies	0	0	0	0.0000	0.0000	0	0.0000
(f)	Foreign Institutional Investors	0	0	0	0.0000	0.0000	0	0.0000
(g)	Foreign Venture Capital Investors	0	0	0	0.0000	0.0000	0	0.0000
(h)	Qualified Foreign Investor	0	0	0	0.0000	0.0000	0	0.0000
(h)	Any Other (specify)	0	0	0	0.0000	0.0000	0	0.0000
	<b>Sub-Total (B)(1)</b>	0	0	0	0.0000	0.0000	0	0.0000
<b>(2)</b>	<b>Non-institutions</b>						N.A	N.A
(a)	Bodies Corporate	214	6728042	6728042	15.6054	15.6054	0	0.0000

<sup>3</sup> For definitions of "Public Shareholding", refer to Clause 40A.



*[Handwritten signature]*

Category code	Category of shareholder	Number of shareholders	Total number of shares	Number of shares held in dematerialized form	Total shareholding as a percentage of total number of shares		Shares Pledged or otherwise encumbered	
					As a percentage of (A+B) <sup>1</sup>	As a percentage of (A+B+C)	Number of Shares	As a percentage (IX) = (VIII) / (IV) * 100
(I)	(II)	(III)	(IV)	(V)	(VI)	(VII)	(VIII)	(IX)
(b)	Individuals -							
	i. Individual shareholders holding nominal share capital up to Rs. 1 lakh.	6667	4589323	4589313	10.6447	10.6447	0	0.0000
	ii. Individual shareholders holding nominal share capital in excess of Rs. 1 lakh.	114	8917983	8917983	20.6848	20.6848	0	0.0000
(c)	Qualified Foreign Investor	0	0	0	0.0000	0.0000	0	0.0000
(d)	Any Other (specify)							
	Clearing Member	71	367403	367403	0.8522	0.8522	0	0.0000
	Market Maker	0	0	0	0.0000	0.0000	0	0.0000
	Office Bearers	0	0	0	0.0000	0.0000	0	0.0000
	Foreign Nationals							
	NRI (REPAT)	27	72350	72350	0.1678	0.1678	0	0.0000
	NRI (Non-REPAT)	14	14555	14555	0.0338	0.0338	0	0.0000
	<b>Sub-Total (B)(2)</b>	<b>7107</b>	<b>20689656</b>	<b>20689646</b>	<b>47.9886</b>	<b>47.9886</b>	<b>0</b>	<b>0.0000</b>
	<b>Total Public Shareholding (B) = (B)(1)+(B)(2)</b>	<b>7107</b>	<b>20689656</b>	<b>20689646</b>	<b>47.9886</b>	<b>47.9886</b>	<b>N.A</b>	<b>N.A</b>
	<b>TOTAL (A)+(B)</b>	<b>7116</b>	<b>43113656</b>	<b>43113646</b>	<b>100.0000</b>	<b>100.0000</b>	<b>0</b>	<b>0.0000</b>



Category code	Category of shareholder	Number of shareholders	Total number of shares	Number of shares held in dematerialized form	Total shareholding as a percentage of total number of shares		Shares Pledged or otherwise encumbered	
					As a percentage of (A+B) <sup>1</sup>	As a percentage of (A+B+C)	Number of Shares	As a percentage (IX) = (VIII) / (IV) * 100
(I)	(II)	(III)	(IV)	(V)	(VI)	(VII)	(VIII)	(IX)
(C)	Shares held by Custodians and against which Depository Receipts have been issued				N.A		N.A	N.A
(1)	Promoter and Promoter Group	0	0	0	0.0000	0.0000	0	0.0000
(2)	Public	0	0	0	0.0000	0.0000	0	0.0000
	<b>GRAND TOTAL (A)+(B)+(C)</b>	<b>7116</b>	<b>43113656</b>	<b>43113646</b>	<b>100.0000</b>	<b>100.0000</b>	<b>0</b>	<b>0.0000</b>

NA - Not applicable



(I)(b) **Statement showing holding of securities (including shares, warrants, convertible securities) of persons belonging to the category "Promoter and Promoter Group"**

Sr. No.	Name of the shareholder	Details of Shares held		Encumbered shares (*)			Details of warrants		Details of convertible securities		Total shares (including underlying shares assuming full conversion of warrants and convertible securities) as a % of diluted share capital
		No. of Shares held	As a % of grand total (A) + (B) + (C)	No.	As a percentage	As a % of grand total (A) + (B) + (C) of sub-clause (I)(a)	Number of warrants held	As a % total number of warrants of the same class	Number of convertible securities held	As a % total number of convertible securities of the same class	
(I)	(II)	(III)	(IV)	(V)	(VI) = (V) / (III)* 100	(VII)	(VIII)	(IX)	(X)	(XI)	(XII)
1.	Servalakshmi Paper & Boards Pvt. Ltd.	8238246	19.11	0	0.0000	0.0000	0	0.0000	0	0.0000	0.0000
2.	Danalakshmi Paper Mills Pvt. Ltd.	5346056	12.40	0	0.0000	0.0000	0	0.0000	0	0.0000	0.0000
3.	Servall Engineering Works Pvt. Ltd.	4835030	11.21	0	0.0000	0.0000	0	0.0000	0	0.0000	0.0000



4.	R. Jeevanlatha	1274588	2.96	0	0.0000	0.0000	0	0.0000	0	0.0000	0.0000
5.	R. Ramswamy	1097000	2.54	0	0.0000	0.0000	0	0.0000	0	0.0000	0.0000
6.	Y. Shivaram Prasad	600000	1.39	0	0.0000	0.0000	0	0.0000	0	0.0000	0.0000
7.	Nirupa Sriramulu	540000	1.25	0	0.0000	0.0000	0	0.0000	0	0.0000	0.0000
8.	Shobana Prasad	440000	1.02	0	0.0000	0.0000	0	0.0000	0	0.0000	0.0000
9.	Techno Spin Pvt. Ltd.	54080	0.13	0	0.0000	0.0000	0	0.0000	0	0.0000	0.0000
<b>TOTAL</b>		<b>22424000</b>	<b>52.01</b>	<b>0</b>	<b>0.0000</b>	<b>0.0000</b>	<b>0</b>	<b>0.0000</b>	<b>0</b>	<b>0.0000</b>	<b>0.0000</b>


(\*) The term "encumbrance" has the same meaning as assigned to it in regulation 28(3) of the SAST Regulations, 2011.



*[Handwritten signature]*

**(I)(c)(i) Statement showing holding of securities (including shares, warrants, convertible securities) of persons belonging to the category "Public" and holding more than 1% of the total number of shares**

Sr. No.	Name of the shareholder	Number of shares held	Shares as a percentage of total number of shares {i.e., Grand Total (A)+(B)+(C) indicated in Statement at para (I)(a) above}	Details of warrants		Details of convertible securities		Total shares (including underlying shares assuming full conversion of warrants and convertible securities) as a % of diluted share capital
				Number of warrants held	As a % total number of warrants of the same class	Number of convertible securities held	% w.r.t total number of convertible securities of the same class	
1.	ICL Securities Ltd.	1693783	3.93	0	0.0000	0	0.0000	0.0000
2.	Bannari Amman Exports Ltd.	1015877	2.36	0	0.0000	0	0.0000	0.0000
3.	Yashi Industries Pvt. Ltd.	1000000	2.32	0	0.0000	0	0.0000	0.0000
4.	Goyal D.N.	981000	2.28	0	0.0000	0	0.0000	0.0000
5.	Arun Selvaraj	760000	1.76	0	0.0000	0	0.0000	0.0000
6.	Purushottam Mandhana C	714082	1.66	0	0.0000	0	0.0000	0.0000
7.	Sai Reddy Patlollu	687474	1.59	0	0.0000	0	0.0000	0.0000
8.	Vairavan Arunachalam	621420	1.44	0	0.0000	0	0.0000	0.0000
9.	Bannari Amman Sugars Ltd.	507938	1.18	0	0.0000	0	0.0000	0.0000
10.	Manikyamma	488657	1.13	0	0.0000	0	0.0000	0.0000
	<b>TOTAL</b>	<b>8470231</b>	<b>19.65</b>	<b>0</b>	<b>0.0000</b>	<b>0</b>	<b>0.0000</b>	<b>0.0000</b>



*[Handwritten signature]*



**(I)(c)(ii) Statement showing holding of securities (including shares, warrants, convertible securities) of persons (together with PAC) belonging to the category "Public" and holding more than 5% of the total number of shares of the company**

Sr. No.	Name(s) of the shareholder(s) and the Persons Acting in Concert (PAC) with them	Number of shares	Shares as a percentage of total number of shares {i.e., Grand Total (A)+(B)+(C) indicated in Statement at para (I)(a) above}	Details of warrants		Details of convertible securities		Total shares (including underlying shares assuming full conversion of warrants and convertible securities) as a % of diluted share capital
				Number of warrants held	As a % total number of warrants of the same class	Number of convertible securities held	% w.r.t total number of convertible securities of the same class	
1.	NA	0	0.0000	0	0.0000	0	0.0000	0.0000
<b>TOTAL</b>								

**(I)(d) Statement showing details of locked-in shares**

Sr. No.	Name of the shareholder	Number of locked-in shares	Locked-in shares as a percentage of total number of shares {i.e., Grand Total (A)+(B) +(C) indicated in Statement at para (I)(a) above}
1.	R. Ramswamy	1097000	2.5444
2.	Servalakshmi Paper & Boards Pvt. Ltd.	4051623	9.3975
3.	Servall Engineering Works Pvt. Ltd.	3474109	8.0580
<b>TOTAL</b>		<b>8622732</b>	<b>20.0000</b>



(II)(a) **Statement showing details of Depository Receipts (DRs)**

Sr. No.	Type of outstanding DR (ADRs, GDRs, SDRs, etc.)	Number of outstanding DRs	Number of shares underlying outstanding DRs	Shares underlying outstanding DRs as a percentage of total number of shares {i.e., Grand Total (A)+(B)+(C) indicated in Statement at para (I)(a) above}
1.	NA	0	0	0.0000
<b>TOTAL</b>				

(II)(b) **Statement showing holding of Depository Receipts (DRs), where underlying shares held by 'promoter/promoter group' are in excess of 1% of the total number of shares**

Sr. No.	Name of the DR Holder	Type of outstanding DR (ADRs, GDRs, SDRs, etc.)	Number of shares underlying outstanding DRs	Shares underlying outstanding DRs as a percentage of total number of shares {i.e., Grand Total (A)+(B)+(C) indicated in Statement at para (I)(a) above}
1.	NA	0	0	0.0000
<b>TOTAL</b>				



**(III) (a) Statement showing the voting pattern of shareholders, if more than one class of shares/securities is issued by the issuer.**


(Give description of voting rights for each class of security.

Class X:

Class Y:

Class Z: )

Cate-ory code	Category of shareholder	Number of Voting Rights held in each class of securities			Total Voting Rights (III+IV+V)	Total Voting Rights i.e. (VI)	
		Class X	Class Y	Class Z		As a percentage of (A+B)	As a percentage of (A+B+C)
(I)	(II)	(III)	(IV)	(V)	(VI)	(VII)	(VIII)
<b>(A)</b>	<b>Promoter and Promoter Group</b>						
<b>(1)</b>	<b>Indian</b>						
(a)	Individuals/ Hindu Undivided Family						
(b)	Central Government/ State Government(s)						
(c)	Bodies Corporate						
(d)	Financial Institutions/ Banks						
(e)	Any Other (specify)						
	<b>Sub-Total (A)(1)</b>						
<b>(2)</b>	<b>Foreign</b>						
(a)	Individuals (Non-Resident Individuals/ Foreign Individuals)						
(b)	Bodies Corporate						
(c)	Institutions						
(d)	Any Other (specify)						
	<b>Sub-Total (A)(2)</b>						
	<b>Total Shareholding of Promoter and Promoter Group (A)= (A)(1)+(A)(2)</b>						



*[Handwritten Signature]*

<b>(B)</b>	<b>Public shareholding</b>						
<b>(1)</b>	<b>Institutions</b>						
(a)	Mutual Funds/UTI						
(b)	Financial Institutions/ Banks						
(c)	Central Government/ State Government(s)						
(d)	Venture Capital Funds						
(e)	Insurance Companies						
(f)	Foreign Institutional Investors						
(g)	Foreign Venture Capital Investors						
(h)	Any Other (specify)						
	<b>Sub-Total (B)(1)</b>						
<b>(2)</b>	<b>Non-institutions</b>						
(a)	Bodies Corporate						
(b)	Individuals - iii. Individual shareholders holding nominal share capital up to Rs. 1 lakh. iv. Individual shareholders holding nominal share capital in excess of Rs. 1 lakh.						
(c)	Any Other (specify)						
	<b>Sub-Total (B)(2)</b>						
	<b>Total Public Shareholding (B)= (B)(1)+(B)(2)</b>						
	<b>TOTAL (A)+(B)</b>						
<b>(C)</b>	<b>Shares held by Custodians and against which Depository Receipts have been issued</b>						
	<b>GRAND TOTAL (A)+(B)+(C)</b>						

